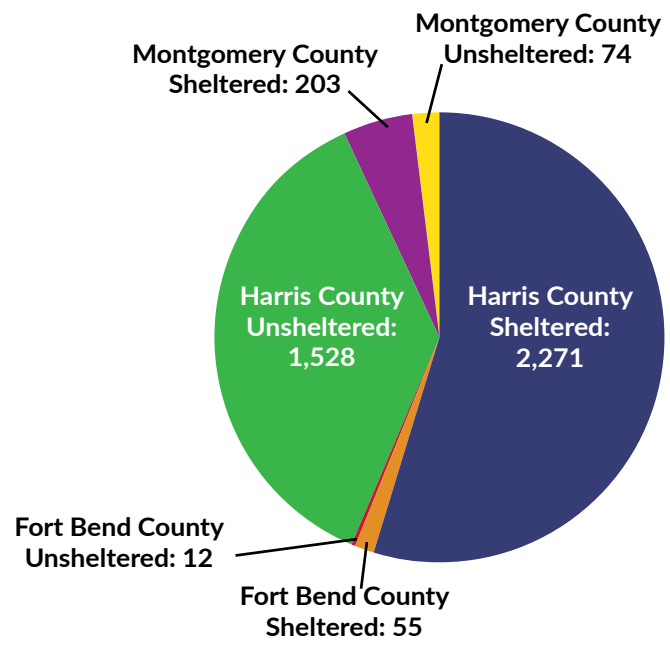
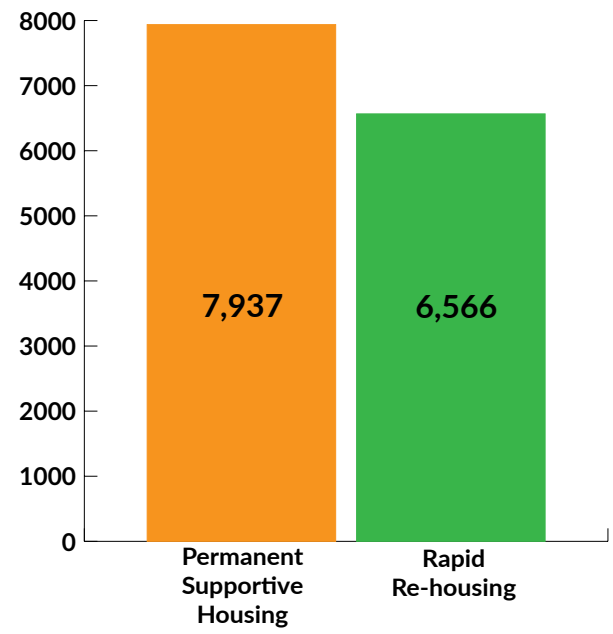


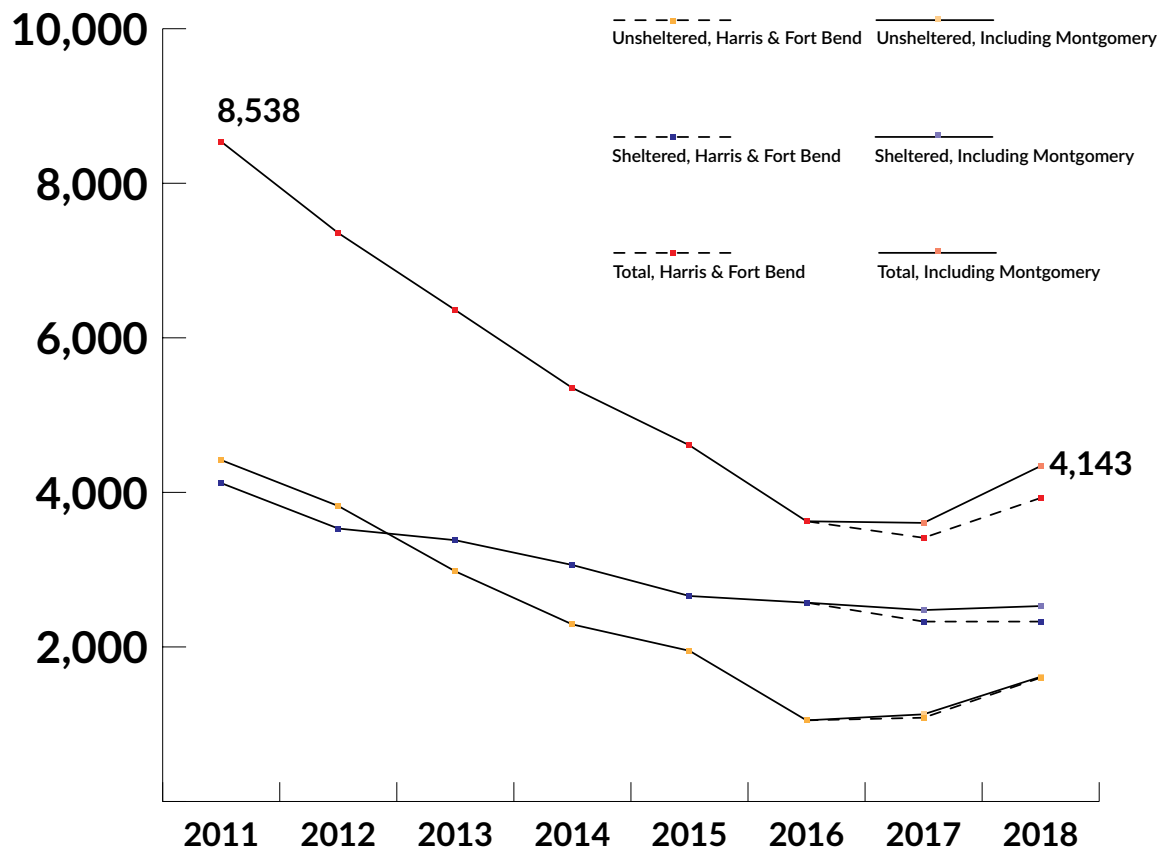
Total: 4,143



Permanent Housing Placements since 2012



Comparing the Counts 2011-2018



Overview:

The annual Point-In-Time Homeless Count & Survey is a requirement of the US Department of Housing and Urban Development (HUD) for the local Continuum of Care (CoC) known as The Way Home. The Count provides a “snapshot” of the state of homelessness within The Way Home and serves as an annual benchmark. The Coalition for the Homeless of Houston/Harris County serves as lead agency to The Way Home and coordinates the Count as part of those responsibilities. The Way Home encompasses Houston, Pasadena, and Harris, Fort Bend, and Montgomery Counties, Texas.

The 2018 Count was conducted over a three-day period from January 23-25, 2018 with an official date of the night of January 22. The sheltered Count was conducted on the night of January 22 and based on reports received from providers and from data entered into the Homeless Management Information System (HMIS). Unsheltered homeless individuals were counted using direct engagement and interviews when possible, and observation if not. On January 23-25, teams walked under bridges, along the bayous, and investigated abandoned buildings, covering more than 3,700 square miles.

Key Findings:

51% decrease in overall homelessness since 2011.

More than 14,500 people have been housed by The Way Home since 2012.

63% decrease in unsheltered homelessness since 2011.

23% of the overall homeless population meets the definition of chronically homeless.

18% of unsheltered homeless individuals reported Hurricane Harvey as their reason for being homeless.

33% of the homeless population self-reported suffering from a Serious Mental Illness.

96% of the unsheltered homeless population is aged 24 or older.

30% of the overall homeless population self-reported substance use disorder.

80% of the unsheltered homeless population identified as men.

13% of the overall homeless population reported experiencing domestic violence.

2018 Notable Developments:

Hurricane Harvey:

In August 2017 Hurricane Harvey hit Southeast Texas bringing with it historic flooding and unprecedented impacts on affordable housing. The Houston Housing Authority reported damage to nearly 5,800 affordable housing units in its inventory. Nearly 18% of unsheltered individuals at the time of the Homeless Count & Survey reported that they became homeless due to Hurricane Harvey, whether it was their first time homeless or not.

Montgomery County:

In 2016, Montgomery County was added to The Way Home Continuum of Care, and it was included last year in the 2017 Homeless Count & Survey. However, data from Montgomery County was not included in trends and comparisons last year. This and future Homeless Count Fact Sheets will compare the current year data, including Montgomery County, with 2011 data that did not include Montgomery County.